



**Police and Crime Commissioner
Anthony Stansfeld**



30th October 2017

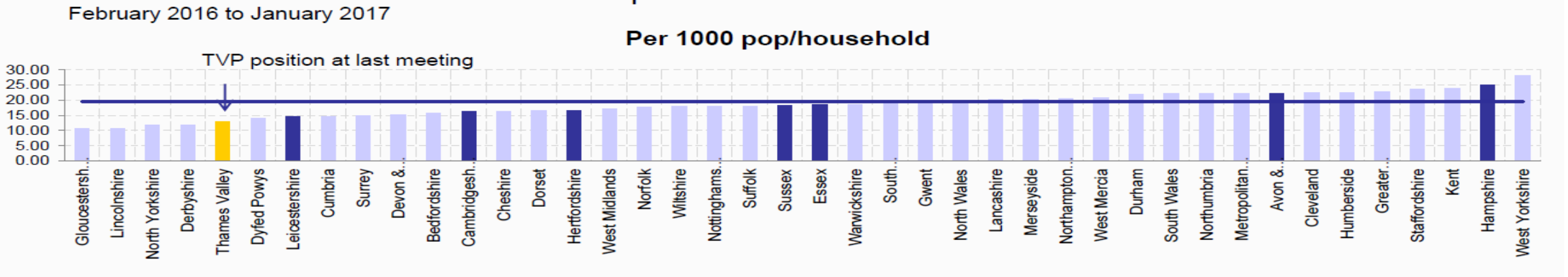


2016 -17 Crime Performance Headlines (1/3)

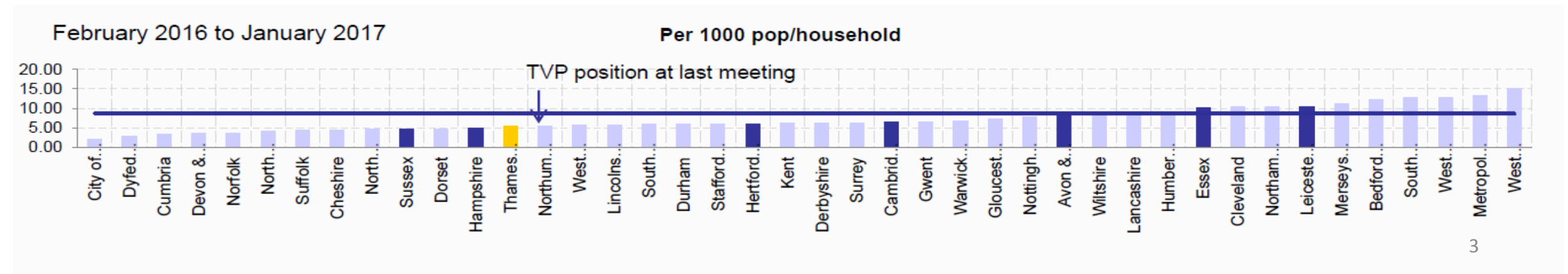
- Thames Valley saw recorded crime increase by 7.2% (129,449 → 138,710) which compares to a national increase of 11%
- The overall increase in crime remains low in Thames Valley: 66,976 fewer crimes compared to 5 years ago (205,686) and 8,357 fewer offences compared to 10 years ago (147,067)
- The increase is reflected nationally (ONS Crime Survey of England and Wales), and is largely attributed to improvements in compliance with National Crime Recording Standards, following recommendations made by HMIC in 2014.
- The HMIC's latest PEEL assessment rated Thames Valley Police as good across all areas of policing (effectiveness, efficiency and legitimacy),
- Victim satisfaction remains high at 88%, compared with the national average of 84%.

2016 -17 Crime Performance Headlines (2/3)

A) Priority Measure: A reduction in violence - Comparison with other forces



B) Priority Measure: A reduction in domestic burglaries - Comparison with other forces



2016 -17 Crime Performance Headlines (3/3)

- Recorded offences of violence against the person have risen by 7.9% (compared to around a 19% increase nationally).
- Homicide has increased by 5.6% (18 reports in 2015/16 and 19 reports in 2016/17). Three of the recorded homicides are in relation to the deaths of three men at Didcot Power Station in February 2016.
- Sexual offences have increased by 4.2% over the past year (4,412 crimes in total).
- Recorded offences of rape have increased by 9.3% and non-rape sexual offences have increased by 1.6%.
- Burglary has increased by 9.1% and vehicle crime has increased by 10.6%, with certain increases in specific areas.
- Arson has increased by 19.9%, which is largely thought to be due to improvements in recording practices.
- Trafficking of drugs offences have increased by 28.1%, which can be largely attributed to an increase in proactive police activity i.e. warrants and pre-planned operations to combat illegal drug activity across county lines.
- Possession of weapons offences have increased by 19.8%.
- Hate crime has increased overall by 8.1%. We believe this due to an increased victim confidence in coming forward.
- Domestic abuse has risen by 3.3%. Domestic abuse remains a priority for the force.

Your Police Area

DEMAND



A TOTAL OF 1,277,436 CALLS FOR SERVICE IN 2015/16
- 258,729 CALLS TO 999
- 1,018,707 CALLS TO 101 (NON-EMERGENCY NUMBER)

ONLY 20% OF CALLS ARE CRIME RELATED

ASB 1 CALL EVERY 20 MINUTES
ANTI-SOCIAL BEHAVIOUR

1 FEAR FOR WELFARE CALL EVERY 14 MINUTES

1 REPORT OF DOMESTIC ABUSE EVERY 11 MINUTES

1 MISSING PERSON CALL EVERY 42 MINUTES

1 INCIDENT IN A CHILDREN'S HOME EVERY 6.7 HOURS

1 INCIDENT IN A HOSPITAL EVERY 2.2 HOURS

2.3 MILLION POPULATION

3886.5 POLICE OFFICERS

424 PCSOs

2604.5 POLICE STAFF

486 SPECIAL CONSTABLES

523 VOLUNTEERS

10 POLICE HORSES

41 POLICE DOGS



6 MILLION ANNUAL VISITORS TO THE AREA

2,200 SQUARE MILES

18 LOCAL AUTHORITIES

196 MILES OF MOTORWAY



Adult Survey

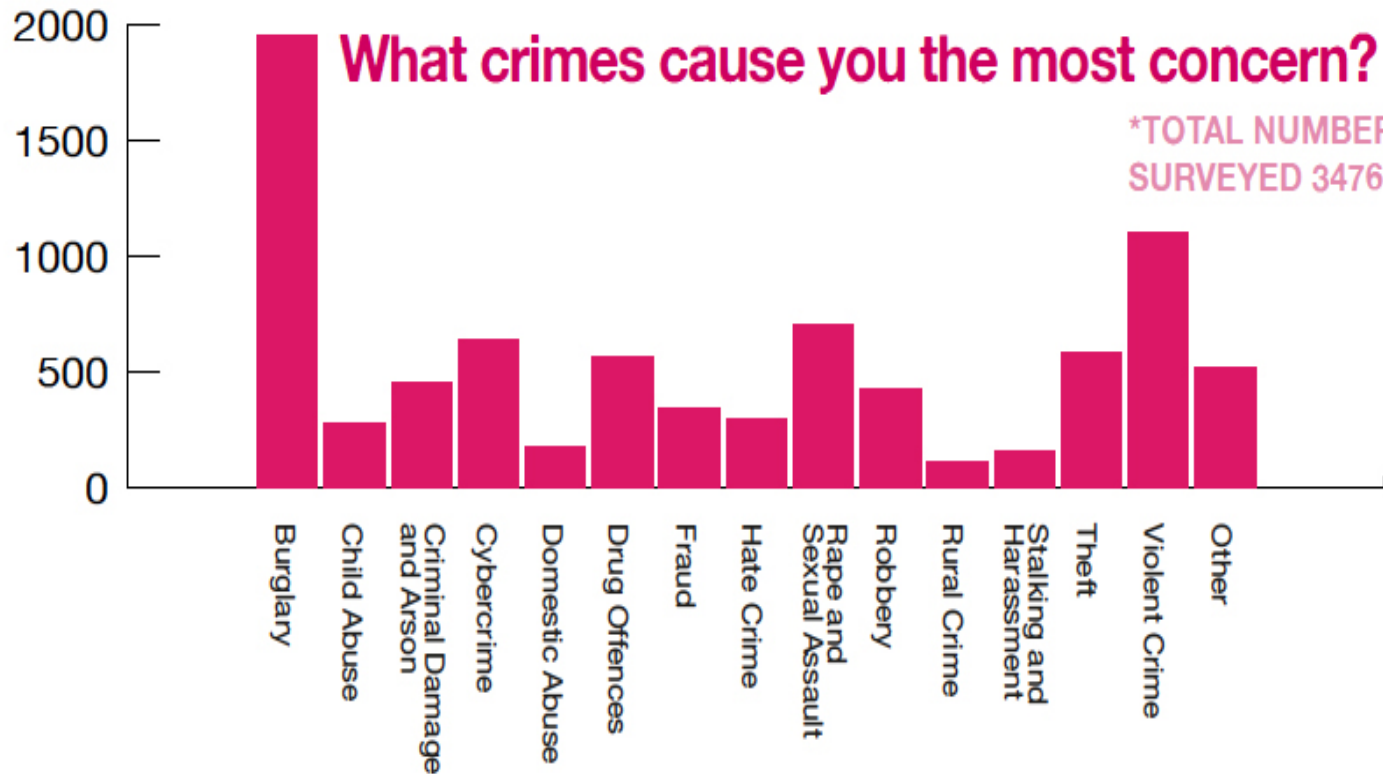
"The police do a good job....but would be even better if we saw more of them..."

PCC Survey 2016 - to inform the new 5 Year Plan

3562 ADULTS SURVEYED

Despite feeling safe many people would like to see more police officers patrolling on the street

87% are **satisfied** with the police in their area.



57% said they had been a victim or witness to a crime



77.59% feel very safe or safe where they live

Youth Survey

"If someone tried to hurt or harm me the police would protect me"

1215

YOUNG INDIVIDUALS
AGED 11 - 17
SURVEYED

What crimes cause you the most concern?



bike
being stolen
being in a fight
or beaten up
physical bullying



being bullied
(verbal bullying & cyber bullying)
Sexting and indecent images
unwanted sexual comments or jokes in person and online

THOUGHTS ON THE POLICE

56% trust the police

46% said the police make them feel safe

28% wouldn't or didn't know if they would report a crime to the police

14% are intimidated by the police

EXPERIENCE OF CRIME

1 in 2 have seen violence between young people in the last year

35% have seen young people doing drugs

1 in 4 have a friend who had been a victim of hate crime

35% have a friend who was a victim of theft

WHAT WORRIES THEM?

33% worry about violence

30% worry about sexting, being inappropriately touched and/or having unwanted sexual comments directed at them

23% worry about being hit by a car

1 in 2 worry about being a victim of theft

PCC's Strategic Priorities 2017 - 21

- 1** VULNERABILITY
- 2** PREVENTION AND EARLY INTERVENTION
- 3** REDUCING RE-OFFENDING
- 4** SERIOUS ORGANISED CRIME AND TERRORISM
- 5** POLICE ETHICS AND REFORM

